

MBM GİYİM DIŞ TİCARET VE SAN. LTD. ŞTİ.

User Instructions

Product name: Filtering Half Mask

Main ingredient: Non-woven fabric, meltblown fabric, cotton (non-medical, non-reusable, valve-less half face piece)

Model: MBM - JET



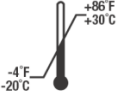

Standard: EN 149: 2001+ A1: 2009 FFP2 NR

The manufactured date: See Declaration of Conformity

Period of Validity: 2years

Size: 10.5×16.5cm

Storage Method:

	See information and user manual
	Storage relative humidity < 80 RH
	Storage temperature range -20 °C (- 4 °F) to +30 °C (+86 °F)
	End of shelf life Use this particle filtering half mask before the date specified, i.e. 2022/045

Range of Application:

1. It can be used for:

Particles such as those from mining industry, transportation, coal mine, steel, cement, grinding following local applicable regulations.

2. Not available for:

It shall not be used for protective gas and steam, oil soluble gas or sand spraying; the concentration of particulate matter exceeds 10 times of the occupational exposure limit or the concentration specified by applicable government regulations, whichever is lower. This respirator does not produce oxygen. Do not use in atmospheres containing less than 19.5% oxygen.

Usage restrictions and warnings

1. Before using the respirator, the wearer shall first receive the training and suitability test for correct use. The usage must follow local applicable regulations. If you CANNOT achieve a proper seal and follow all the conditions in this manual, DO NOT enter contaminated area.

2. Do not use this respirator when the concentration of pollutants reaches the concentration that is immediately harmful to life or health.

3. When you feel hard to breathe, dizzy or other untimely, you should leave the contaminated area immediately.

4. When the protective mask is damaged, or continuous use for 8 hours, or the respiratory resistance becomes loose, replace it with a new one.
5. Before each use, check the protective mask to ensure it is in good working condition. Check all parts of the respirator, including two ear straps and nose clips, for signs of damage.
6. Do not refit, clean, abuse or misuse this respirator.
7. If the beard, facial hair or other facial features prevent the face from making a good fit with the edge of the mask, the mask cannot be used.
8. To be used within the limits of applicable government regulations.
9. Failure to follow the use instructions and warnings during use, and / or fail to wear the protective mask throughout the whole process of exposure to pollutants, will reduce the effectiveness of the protective mask, and may cause disease or permanent harm to health.
10. This respirator is designed for occupational/professional use by adults who are properly trained in its use, limitations and local regulations. This respirator is not designed to be used by children.

Manufacturer: MBM GİYİM DIŞ TİCARET VE SAN. LTD. ŞTİ.

Address: Uğur Mumcu Mah. Eski Edirne Asfaltı No:564/B Kat:4 Sultangazi/İSTANBUL

Contact: 05349459976

URL: Declaration of conformity will be delivered together with the goods.

PPE issuing authority: UNIVERSAL CERTIFICATION and SURVEILLANCE SERVICES Trade Co.

Address of issuing authority: Necip Fazıl Bulvarı Keyap Sitesi E2 Blok No: 44/84 Yukarı Dudullu Ümraniye/İSTANBUL – TURKEY

Body: NB2163

The using step:



1. Facing the side of the mask without the nose clip, position the nose clip above the mask, hold the mask by hand to fix it on the face, and hold the mask against the chin.
2. Pull the upper headband over the top of the head, as far as the top of the head.
3. Pull the lower headband over the top of the head as far as the ears behind the neck.
4. Place the fingers of both hands in the middle of the metal nose clip and move the fingertips along the nose clip to the sides while pressing inwards until the nose clip is fully pressed into the shape of the bridge of the nose. Pinching the mask with one hand may affect the mask tightness.
5. Before entering the work area, the user must check the mask tightness to the face:
 - a): Cover the mask with both hands to avoid affecting the position of the mask on the face.
 - b): If the mask does not have a breathing valve, exhale quickly; if the mask has a breathing valve, inhale quickly.
 - c): If the air leaks from the bridge of the nose, the nose clip should be readjusted according to step 4; if the air leaks from the edge of the mask, the headband should be adjusted again; if a good fit cannot be obtained, steps 1-4 should be repeated.
 - d): If there is no air leakage, you can enter the work area.